



**9TH WORLD CONGRESS OF
PEDIATRIC CARDIOLOGY & CARDIAC SURGERY**
7-12 DECEMBER 2025 • HONG KONG, CHINA
Embracing With All Our Hearts & Moving Forward With Patients



**SUNDAY
07 DECEMBER 2025**

LEGEND

PLENARY SESSIONS	SUBSPECIALTY MEETINGS	INTERDISCIPLINARY SESSIONS	DEBATES	THOUGHT PROVOKING	BREAKFAST / LUNCH / DINNER SYMPOSIA	SOCIAL	BREAKS	PRE-CONGRESS			
HALL 3G (L3 Floor)	ROOM THEATRE 1 (L1 Floor)	ROOM THEATRE 2 (L1 Floor)	CONVENTION HALL A (L1 Floor)	CONVENTION HALL B (L1 Floor)	CONVENTION HALL C (L1 Floor)	ROOM S221 (L2 Floor)	ROOM S224 & S225 (L2 Floor)	ROOM S226 & S227 (L2 Floor)	ROOM S228 (L2 Floor)	ROOM S421 (L4 Floor)	ROOM S423 & S424 (L4 Floor)
		14:00 - 15:30 Pre - Congress Workshop Pre-Congress on Nomenclature for Congenital Heart Disease Ventricular septal defect	Pre-Congress Workshop Pre-Congress on Echocardiography All About Valves:Morphologic and Echocardiographic Considerations	Pre-Congress Workshop Pre-Congress ISACHD Pre-Congress on Adult Congenital Heart Disease ACHD for the Pediatric Cardiologist	Pre-Congress Workshop Pre-Congress on Artificial Intelligence in Paediatric Cardiology Basic concepts of AI			Pre-Congress Workshop Global Strategies for Improving Pediatric Cardiac Care: A Joint Forum of Empowering Hearts Globally (EHG) & International Quality Improvement Collaborative (IQIC) for Congenital Heart Disease			
					13:00 – 13:40 JOINT SESSION 1: Foundations and Parallel Focus						
					13:40 – 14:40 PARALLEL SESSION 1 (EHG): Empowering Global Capacity			13:40 – 14:40 PARALLEL SESSION 1 (IQIC): Global Congenital Heart Disease Programs: Sharing Experiences			
Coffee Break - Exhibition Hall											
		16:00 - 17:30 Pre - Congress Workshop Pre-Congress on Nomenclature for Congenital Heart Disease Aortic arch anomalies	Pre - Congress Workshop Pre-Congress on Echocardiography Role of Echocardiography in Decision-Making for Complex CHD	Pre - Congress Workshop ISACHD Pre-Congress on Adult Congenital Heart Disease How do I do it? Learning from the experts	Pre - Congress Workshop Pre-Congress on Artificial Intelligence in Paediatric Cardiology Applications of AI in pediatric cardiology and cardiac surgery			15:00 - 16:00 PARALLELL SESSION 2 (EHG): Implementation Strategies for Sustainable Change	15:00 - 16:00 PARALLELL SESSION 2 (IQIC): Enhancing Outcomes through Data and Collaborative Care		
					16:00 – 17:00 JOINT SESSION 2: Concluding Session: Key Perspectives						



9TH WORLD CONGRESS OF
PEDIATRIC CARDIOLOGY & CARDIAC SURGERY
7-12 DECEMBER 2025 • HONG KONG, CHINA

Embracing With All Our Hearts & Moving Forward With Patients





WORLD CONGRESS
OF PEDIATRIC
CARDIOLOGY AND
CARDIAC SURGERY



MONDAY
08 DECEMBER 2025

LEGEND	PLENARY SESSIONS	SUBSPECIALTY MEETINGS	INTERDISCIPLINARY SESSIONS	DEBATES	THOUGHT PROVOKING	BREAKFAST / LUNCH / DINNER SYMPOSIA	SOCIAL	BREAKS	PRE-CONGRESS			
	HALL 3G (L3 Floor)	ROOM THEATRE 1 (L1 Floor)	ROOM THEATRE 2 (L1 Floor)	CONVENTION HALL A (L1 Floor)	CONVENTION HALL B (L1 Floor)	CONVENTION HALL C (L1 Floor)	ROOM S221 (L2 Floor)	ROOM S224 & S225 (L2 Floor)	ROOM S226 & S227 (L2 Floor)	ROOM S228 (L2 Floor)	ROOM S421 (L4 Floor)	ROOM S423 & S424 (L4 Floor)
8:30 - 10:00	Opening Plenary											
10:00 -10:30	Coffee Break - Exhibition Hall											
10:30 - 12:30	Track 10 - Cardiac Surgery WSPCHS and Asian Association for Pediatric and Congenital Heart Surgery: Transposition of the Great Arteries	Track 13 - Catheterization Basics of Interventions	Track 17 - Heart Failure, Mechanical Circulatory Support and Transplant Heart Failure Management in 2025: What, When and How?	Track 08 - Cardiac Intensive Care Management of Life Threatening Physiologies	Track 01 - Adult Congenital Heart Disease Heart Failure in ACHD	Track 19 - Multimodality Imaging Coronary Imaging	Track 16 - Foetal Cardiology Prenatal Detection of CHD- Challenges and Solutions	Track 15 - Electrophysiology Worldwide Cardiac Abiation	Track 18 - The Call to Action: Global Health and Congenital Heart Disease Increasing Capacity to Care for People with Pediatric and Congenital Heart Disease	Track 21 - Perfusion Conduct of Perfusion – How We Do It (I)	Track 24 - Cardiac Morphology in Extended Reality Double Outlet Right Ventricle Guiding A Pathway for Biventricular Correction	Track 04 - Ambulatory Cardiology and Telemedicine Prevention of Atherosclerosis: What the Pediatric Cardiologist Needs to Know
12:30 - 14:00	Lunch - Exhibition Hall											
12:45 - 13:45				Lunch Symposium	Lunch Symposium	Lunch Symposium						
14:00 - 16:00	Track 10: Cardiac Surgery WSPCHS and Society of Thoracic Surgeons (STS): AV Junction: Atrioventricular Septal Defect and Ebstein’s Malformation	Track 13- Catheterization Basics of Interventions: ASD Closure	Track 02 - Acquired Diseases of Coronary Arteries and Heart Layers Endocarditis	Track 20 - Neurodevelopmental and Other Long-term Outcomes Identifying and Supporting Patients with Congenital Heart Disease at High Risk for Neurodevelopmental and Psychosocial Challenges	Track 14 - Echocardiography Advances in Functional Echocardiographic Assessment: What Do We Do and What Should We Do?	Track 05 - Artificial Intelligence, Technology and Personalized Medicine AI Powered Cardiovascular Education and Leadership	Track 12 - Cardiovascular Involvement in Systemic and Rare Diseases Pulmonary Hypertension in Pediatric Systemic Diseases and Rare Syndromes	Track 11 - Cardiogenetics The Genetic Landscape of Congenital Heart Defects	Track 23 - Rheumatic Heart Disease Translating Rheumatic Heart Disease Guidelines into Practice	Track 03 - Administration and Policy Patient and Family Experience Doing It with Our Patients, Not Just for Them	Track 24 - Cardiac Morphology in Extended Reality Cardiac Morphology in Extended Reality Workshop	Track 09 - Cardiac Nursing Innovation in Nursing: Utilizing Technology and AI to Improve Care
16:00 - 16:30	Coffee Break - Exhibition Hall											
16:30 - 17:30		Track 13 - Catheterization Taped Cases		A Conservative Strategy for PVR in Repaired Tetralogy of Fallot	Track 22 - Pulmonary Hypertension Diagnosis and Risk Stratification	Technology in the Cardiac ICU	Track 07 - Cardiac Anaesthesia What Every Cardiac Anesthesiologist Needs to Know?	Track 06 - Basic Science New Discoveries in Down Syndrome				
17:30 - 18:30				ARNI and SGLT2 Inhibition Should be Prescribed for a 25-year-old HLHS s/p Fontan with Moderately Depressed Ventricular Function with No Tricuspid		Practice changing research in CICU since the last World Congress						
19:45 - 21:45							Dinner Symposium		Dinner Symposium	Dinner Symposium		



LEGEND	PLENARY SESSIONS	SUBSPECIALTY MEETINGS	INTERDISCIPLINARY SESSIONS	DEBATES	THOUGHT PROVOKING	BREAKFAST / LUNCH / DINNER SYMPOSIA	SOCIAL	BREAKS	PRE-CONGRESS			
	HALL 3G (L3 Floor)	ROOM THEATRE 1 (L1 Floor)	ROOM THEATRE 2 (L1 Floor)	CONVENTION HALL A (L1 Floor)	CONVENTION HALL B (L1 Floor)	CONVENTION HALL C (L1 Floor)	ROOM S221 (L2 Floor)	ROOM S224 & S225 (L2 Floor)	ROOM S226 & S227 (L2 Floor)	ROOM S228 (L2 Floor)	ROOM S421 (L4 Floor)	ROOM S423 & S424 (L4 Floor)
07:00 - 07:45				Breakfast Symposium	Breakfast Symposium	Breakfast Symposium						
8:00 - 10:00				What is the Impact of ECG Screening in Students?	The Many Faces of Fontan Failure	Management of CHD from Fetus to Adult	Rare Variants of Common Congenital Heart Defects	Echo and AI	Beyond Neurodevelopment: A Call to Action Regarding Psychosocial Issues for Children and Adults with Heart Disease			
10:00 -10:30	Coffee Break - Exhibition Hall											
10:30 - 12:30	Track 10 - Cardiac Surgery WSPCHS and European Congenital Heart Surgeons Association (ECHSA): Tetralogy of Fallot	Track 13 - Catheterization VSD Closure	Track 17 - Heart Failure, Mechanical Circulatory Support and Transplant Challenges in Pediatric and Congenital Heart Transplant Programs	Track 08 - Cardiac Intensive Care Cardiac Intensive Care: Resuscitation in the CICU	Track 01 - Adult Congenital Heart Disease Pulmonary Hypertension in ACHD	Track 19 - Multimodality Imaging Fetal CMR	Track 16 - Foetal Cardiology Fetal Echocardiography Diagnostic Challenges in the Modern Era	Track 15 - Electrophysiology New Frontiers in Pacing and ICDs	Track 18 - The Call to Action: Global Health and Congenital Heart Disease Building the Pediatric and Congenital Cardiac Workforce	Track 21 - Perfusion Conduct of Perfusion – How We Do It (II)	Track 24 - Cardiac Morphology in Extended Reality Functional Anatomy of the Atrioventricular Valves: Pre- Procedural Planning and Execution	Track 04 - Ambulatory Cardiology and Telemedicine Cardiac Rehabilitation Should Be Part of Routine Care
12:30 - 14:00	Lunch - Exhibition Hall											
12:45 - 13:45				Lunch Symposium	Lunch Symposium	Lunch Symposium						
14:00 - 16:00	Track 10 - Cardiac Surgery WSPCHS and Sociedad Latina de Cardiología y Cirugía Cardiovascular Pediátrica: Left Heart Obstructions	Track 13 - Catheterization PDA Intervention	Track 02 - Acquired Diseases of Coronary Arteries and Heart Layers Kawasaki Disease in Childhood	Track 20 - Neurodevelopmental and Other Long-term Outcomes Screening and Assessment for Neurodevelopmental and Psychological Well-Being across the Lifespan	Track 14 - Echocardiography All About 3-Dimensional Echocardiography	Track 05 - Artificial Intelligence, Technology and Personalized Medicine AI in Imaging: State of the Heart	Track 07 - Cardiac Anaesthesia What is the Recent Evidence or Benefit?	Track 11 - Cardiogenetics The Nuances of Clinical Testing and Sequencing in the Cardiac ICU	Track 23 - Rheumatic Heart Disease Cutting Edge Science: From Laboratory to Clinic to Community	Track 03 - Administration and Policy Supporting the Patient and Family Before and After Discharge	Track 24 - Cardiac Morphology in Extended Reality Cardiac Morphology in Extended Reality Workshop	Track 09 - Cardiac Nursing Impact of Nursing Interventions on Outcomes
16:00 - 16:30	Coffee Break - Exhibition Hall											
16:30 - 17:30				Patients with Small Coronary Aneurysms that Resolve within the First Year After Illness Onset Can Be Discharged from Cardiac Care	Track 22 - Pulmonary Hypertension Neonatal Pulmonary Hypertension	Devices and Techniques for Complex Heart Failure Patients	Track 12 - Cardiovascular Involvement in Systemic and Rare Diseases Aortic and Peripheral Artery Inflammatory Diseases in Children	Track 06 - Basic Science RASopathies and Lymphatic Drainage: Science Nearing the Bedside				
17:30 - 18:30				The Ross Procedure Is the Gold Standard Operation in Children and Adolescents with A Non-Repairable BAV		HLHS with Intact Septum						
19:45 - 21:45							Dinner Symposium	Dinner Symposium				

<div><div><div><div>WCPCs 2025</div><div></div></div><div><div>9TH WORLD CONGRESS OF PEDIATRIC CARDIOLOGY & CARDIAC SURGERY</div><div>7-12 DECEMBER 2025 • HONG KONG, CHINA</div><div>Embracing With All Our Hearts & Moving Forward With Patients</div></div><div><div></div><div>WORLD CONGRESS OF PEDIATRIC CARDIOLOGY AND CARDIAC SURGERY</div></div></div><div>WEDNESDAY 10 DECEMBER 2025</div></div>												
LEGEND	PLENARY SESSIONS	SUBSPECIALTY MEETINGS	INTERDISCIPLINARY SESSIONS	DEBATES	THOUGHT PROVOKING	BREAKFAST / LUNCH / DINNER SYMPOSIA	SOCIAL	BREAKS	PRE-CONGRESS			
	HALL 3G (L3 Floor)	ROOM THEATRE 1 (L1 Floor)	ROOM THEATRE 2 (L1 Floor)	CONVENTION HALL A (L1 Floor)	CONVENTION HALL B (L1 Floor)	CONVENTION HALL C (L1 Floor)	ROOM S221 (L2 Floor)	ROOM S224 & S225 (L2 Floor)	ROOM S226 & S227 (L2 Floor)	ROOM S228 (L2 Floor)	ROOM S421 (L4 Floor)	ROOM S423 & S424 (L4 Floor)
07:00 - 07:45				Breakfast Symposium	Breakfast Symposium	Breakfast Symposium						
8:00 - 10:00				CICU and Surgery - Improving Outcomes via Collaboration	Multimodality Imaging in the Era of Fusion	Multiple Facets of Dilated Cardiomyopathy	CHD and Brain Development: How Can We Improve Outcomes Even Before Birth?	Transition to Adult Congenital Heart Disease Care	Policy Change to Improve Access to Tertiary Pediatric Cardiac Treatment for the World's Most Underserved Populations			
10:00 - 10:30	Coffee Break - Exhibition Hall											
10:30 - 12:30	Track 10 - Cardiac Surgery WSPCHS and Congenital Heart Surgeons' Society (CHSS): Functionally Univentricular Heart	Track 13 - Catheterization Percutaneous Pulmonary Valve Implantation	Track 17 - Heart Failure, Mechanical Circulatory Support and Transplant Riddles, Mysteries and Enigmas: Choosing Wisely in Cardiomyopathy and Heart Failure	Track 08 - Cardiac Intensive Care CICU Issues - Preventable or Inevitable	Track 01 - Adult Congenital Heart Disease Adolescent and Reproductive Health in ACHD	Track 19 - Multimodality Imaging Use of AI in Imaging	Track 16 - Foetal Cardiology The Fetus with CHD-Therapy for Our Most Fragile Patient	Track 15 - Electrophysiology Inpatient and Perioperative Electrophysiology	Track 18 - The Call to Action: Global Health and Congenital Heart Disease 2030 Goal: Collecting and Using Data on Pediatric and Congenital Heart Diseases	Track 21 - Perfusion Future Frontiers, AI and Big Data	Track 24 - Cardiac Morphology in Extended Reality Functional Anatomy of the Arterial Valves: Pre-Procedural Planning and Execution	Track 04 - Ambulatory Cardiology and Telemedicine Models of Ambulatory Care into the Next Decade
12:30 - 14:00	Lunch - Exhibition Hall											
12:45 - 13:45				Lunch Symposium	Lunch Symposium	Lunch Symposium						
14:00 - 16:00	Track 10 - Cardiac Surgery WSPCHS and American Association for Thoracic Surgery (AATS): Transplantation, Ventricular Assist Device, and Extracorporeal Membrane Oxygenation	Track 13 - Catheterization Sinus Venous ASD Closure	Track 02 - Acquired Diseases of Coronary Arteries and Heart Layers Long-Term Management and Outcome in Kawasaki	Track 20 - Neurodevelopmental and Other Long-term Outcomes Comprehensive Approaches to Neurodevelopmental and Psychological Care in CHD across the Lifespan	Track 14 - Echocardiography Frontiers in Pediatric Echocardiography	Track 05 - Artificial Intelligence, Technology and Personalized Medicine Generative AI in Cardiovascular Care Design	Track 07 - Cardiac Anaesthesia Updates on Coagulation and Blood Management	Track 11 - Cardiogenetics What Does a Cardiologist Need to Know about Rasopathies?	Track 23 - Rheumatic Heart Disease Cutting Edge Science: Address the Know-Do Gap for RHD Patients	Track 03 - Administration and Policy Developing Networks of Care: A Population-Based Perspective	Track 24 - Cardiac Morphology in Extended Reality Workshop	Track 09 - Cardiac Nursing Beyond Physical Health: Focusing on the Needs of Patients, Families and Clinicians
16:00 - 16:30	Coffee Break - Exhibition Hall											
16:30 - 17:30	Track 13 - Catheterization Special Topics			High Flow Nasal Cannula Should Be Used in All Patients Peri-Extubation	Track 22 - Pulmonary Hypertension Unusual Form of Pulmonary Hypertension	Rheumatic Fever	Track 12 - Cardiovascular Involvement in Systemic and Rare Diseases	Track 06 - Basic Science				
The Asymptomatic Child with A QTc of 484 ms Does Not Need Medications				Adult Congenital Heart Disease		Myocardial Involvement in Syndromic and Metabolic Disorders	Valve Development and Disease from Mouse to OR					
17:30 - 18:30				Dinner Symposium	Dinner Symposium	Dinner Symposium						
19:45 - 21:45												

<div><div><div><div>WCPCS 2025</div><div></div></div><div><div>9TH WORLD CONGRESS OF PEDIATRIC CARDIOLOGY & CARDIAC SURGERY</div><div>7-12 DECEMBER 2025 • HONG KONG, CHINA</div><div>Embracing With All Our Hearts & Moving Forward With Patients</div></div><div><div></div><div>WORLD CONGRESS OF PEDIATRIC CARDIOLOGY AND CARDIAC SURGERY</div></div><div><div>THURSDAY</div><div>11 DECEMBER 2025</div></div></div></div>												
LEGEND	PLENARY SESSIONS	SUBSPECIALTY MEETINGS	INTERDISCIPLINARY SESSIONS	DEBATES	THOUGHT PROVOKING	BREAKFAST / LUNCH / DINNER SYMPOSIA	SOCIAL	BREAKS	PRE-CONGRESS			
	HALL 3G (L3 Floor)	ROOM THEATRE 1 (L1 Floor)	ROOM THEATRE 2 (L1 Floor)	CONVENTION HALL A (L1 Floor)	CONVENTION HALL B (L1 Floor)	CONVENTION HALL C (L1 Floor)	ROOM S221 (L2 Floor)	ROOM S224 & S225 (L2 Floor)	ROOM S226 & S227 (L2 Floor)	ROOM S228 (L2 Floor)	ROOM S421 (L4 Floor)	ROOM S423 & S424 (L4 Floor)
07:00 - 07:45				Breakfast Symposium	Breakfast Symposium	Breakfast Symposium						
8:00 - 10:00				Making Echo More Accessible to the World	Outpatient Surveillance of the Fontan Patient with ACHD	The Multiple Roles of Artificial Intelligence in Healthcare	Role of Echocardiography in Pediatric Cardio-Oncology	Arrhythmias in the CICU	Multiple Facets of Hypertrophic Cardiomyopathy			
10:00 -10:30	Coffee Break - Exhibition Hall											
10:30 - 12:30	Track 10 - Cardiac Surgery WSPCHS - African Society for Pediatric and Congenital Heart Surgery: Cardiac Surgery in Low-Income Countries and Lower-Middle-Income Countries	Track 13 - Catheterization Taped Cases	Track 17 - Heart Failure, Mechanical Circulatory Support and Transplant How Much is Too Much? Balancing Quality of Life, Cost and Resources in Heart Failure and Transplantation	Track 08 - Cardiac Intensive Care CICU Clinical Challenges – State of the Art Evidence on Best Practice	Track 01 - Adult Congenital Heart Disease Patient-Centered Care	Track 19 - Multimodality Imaging Fontan Assessment	Track 16 - Foetal Cardiology Managing CHD with Significant Extracardiac Anomalies	Track 15 - Electrophysiology Advancing Electrophysiology Care in the Outpatient Clinic	Track 18 - The Call to Action: Global Health and Congenital Heart Disease Financing Pediatric and Congenital Cardiac Care	Track 21 - Perfusion Blood Conservation and Circuit Miniaturization	Track 24 - Cardiac Morphology in Extended Reality Anticipating the Conduction System in Cardiac Intervention	
12:30 - 14:00	Lunch - Exhibition Hall											
12:45 - 13:45				Lunch Symposium	Lunch Symposium	Lunch Symposium						
14:00 - 16:00	Track 10 - Cardiac Surgery WSPCHS Global Educational Initiatives	Track 13 - Catheterization (Debate) Patched RVOT with Severe PI and Significant TR Track 13 - Catheterization (Debate) Aortic Valve Stenosis in Neonates		Track 20 - Neurodevelopmental and Other Long-term Outcomes The Impact of Congenital Heart Disease on the Entire Family: Key questions	Track 14 - Echocardiography This Should Not Be in the Heart: Tips for Echocardiographic Evaluation	Track 05 - Artificial Intelligence, Technology and Personalized Medicine Multimodal AI, Digital Twins and Collaborations		Track 11 - Cardiogenetics Genetics and Gene-Environmental Impact on Heart Function	Track 23 - Rheumatic Heart Disease Cutting Edge Science: Ask the Experts: How to Approach Your RHD Patients	Track 03 - Administration and Policy Fostering Culture and Developing Teams to Improve Outcomes for Our Patients	Track 24 - Cardiac Morphology in Extended Reality Cardiac Morphology in Extended Reality Workshop	Track 09 - Cardiac Nursing The Business of Nursing: Challenges and A Path Forward
16:00 - 16:30	Coffee Break - Exhibition Hall											
16:30 - 17:30				Debate: Treat and Repair in Borderline CHD-PH	Track 22 - Pulmonary Hypertension	Thought Provoking : Drug Treatments for Heart Failure						
17:30 - 18:30				Debate: Patients with HCM Should be Allowed to Participate in High Intensity and Competitive Sports	Treatment of Pulmonary Hypertension	Thought Provoking : Exploring future therapies: from genes to robot						



**9TH WORLD CONGRESS OF
PEDIATRIC CARDIOLOGY & CARDIAC SURGERY**
7-12 DECEMBER 2025 • HONG KONG, CHINA
Embracing With All Our Hearts & Moving Forward With Patients



**FRIDAY
12 DECEMBER 2025**

	HALL 3G (L3 Floor)
8:30 - 09:30	Closing Plenary 1 "The Art of Imaging"
09:30 - 10:30	Closing Plenary 2 "The Science and Its Translation in Pediatric Cardiology"
10:30 - 11:00	Coffee Break - Exhibition Hall
11:00 - 12:00	Closing Plenary 3 "From the Past to the Future"
12:00 - 13:00	Closing Plenary 4 "The Road to Innovation"
13:00 - 13:30	CLOSING CEREMONY